

Dear Parents,

Summer holidays are here again, bringing a joyful break from the scorching heat. We hope our little learners enjoy this vacation while developing new skills through fun-filled activities. Children learn best through play, experiences, and family interactions. These holidays are a wonderful opportunity to strengthen the parent-child bond while learning together.

Some joyful activities parents can do with their child:

- Take your child on a nature walk.
- Play simple indoor and outdoor games together.
- Have small and meaningful conversations every day.
- Involve children in simple household chores.
- Tell stories and encourage your child to retell them.
- Explore your neighbourhood and talk about things around you.
- Encourage simple conversations in English at home.

Children's Activities:

- Spend quality time with family members, learn their names and relationships, and talk about fruits and vegetables found in the kitchen. *(Improves social skills)*
- Draw the happiest moment of your vacation and bring it to school to share with friends. *(Improves environmental awareness and creativity)*
- Click a photo with your favourite toy or pet, decorate it creatively, and bring it to school for "Show and Tell." Speak 4–5 simple sentences about your picture. *(Improves speaking skills and confidence)*
- Practice daily life activities such as:
 - Filling water bottles and closing lids
 - Folding napkins or small clothes
 - Arranging toys neatly and cleaning up after play.

These activities help improve cognitive skills, fine motor skills, and gross motor skills.

Note:

Assignment sheets are enclosed for practice. Kindly place all completed sheets in a neat handmade folder prepared with the help of your child and submit it to the school after the holidays.

Wishing you a Happy, Healthy, and Fun-filled Summer Vacation!

Write the missing alphabet that comes between
the two given letters.

A		C
---	--	---

D		F
---	--	---

G		I
---	--	---

J		L
---	--	---

M		O
---	--	---

P		R
---	--	---

S		U
---	--	---

V		X
---	--	---

Y		A
---	--	---

B		D
---	--	---

E		G
---	--	---

H		J
---	--	---

K		M
---	--	---

N		P
---	--	---

Q		S
---	--	---

T		V
---	--	---

W		Y
---	--	---

Z		B
---	--	---

Assignment-1

Trace the dotted letters and write them in the empty boxes below.

<i>a</i>	<i>b</i>	<i>c</i>	<i>d</i>
----------	----------	----------	----------

<i>a</i>	<i>b</i>	<i>c</i>	<i>d</i>
----------	----------	----------	----------

<i>a</i>	<i>b</i>	<i>c</i>	<i>d</i>
----------	----------	----------	----------

<i>a</i>	<i>b</i>	<i>c</i>	<i>d</i>
----------	----------	----------	----------







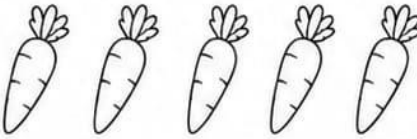







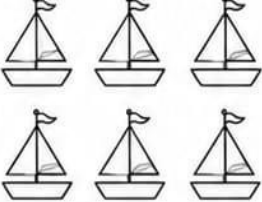



--	--	--	--

--	--	--	--



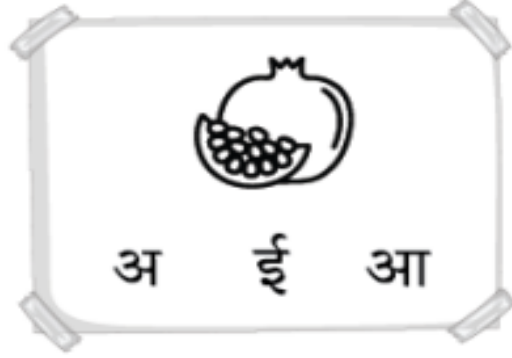


--	--	--	--

--	--	--	--

Q. Count the objects and write in the box below:

 <input data-bbox="495 493 560 562" type="text"/>	 <input data-bbox="950 483 1023 562" type="text"/>	 <input data-bbox="1421 483 1502 562" type="text"/>
 <input data-bbox="495 787 560 867" type="text"/>	 <input data-bbox="950 787 1023 867" type="text"/>	 <input data-bbox="1421 787 1502 867" type="text"/>
 <input data-bbox="495 1081 560 1155" type="text"/>	 <input data-bbox="950 1081 1023 1155" type="text"/>	 <input data-bbox="1421 1081 1502 1155" type="text"/>
 <input data-bbox="495 1344 560 1428" type="text"/>	 <input data-bbox="950 1344 1023 1428" type="text"/>	 <input data-bbox="1421 1344 1502 1428" type="text"/>
 <input data-bbox="495 1606 560 1680" type="text"/>	 <input data-bbox="950 1606 1023 1680" type="text"/>	 <input data-bbox="1421 1606 1502 1680" type="text"/>
 <input data-bbox="495 1848 560 1927" type="text"/>	 <input data-bbox="950 1848 1023 1927" type="text"/>	 <input data-bbox="1421 1848 1502 1927" type="text"/>

सही स्वर पर गोला लगायें



सही अक्षर पर गोला लगाओ (क - न)



ड ख ठ



क ज ट



द न झ



ध न घ



छ ध ढ

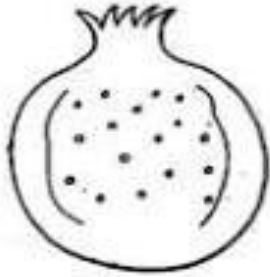


थ क ढ

चित्र देखकर पहला अक्षर लिखे और रंग भरों









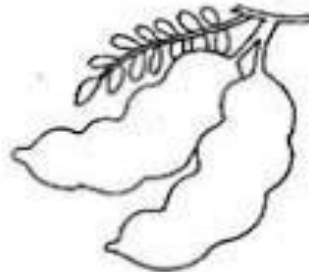










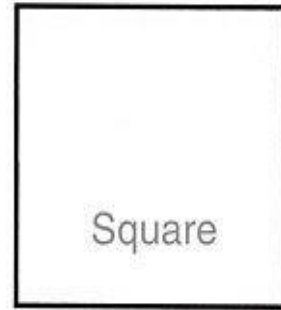
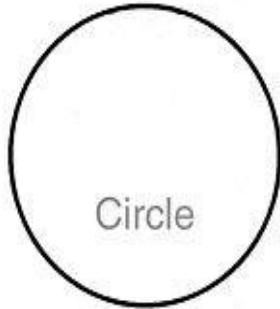
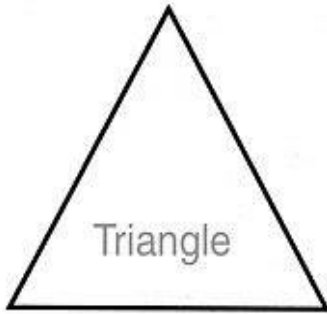


अ आ इ ई उ ऊ
ए ऐ औ औ अं अः


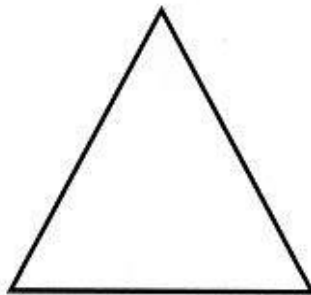

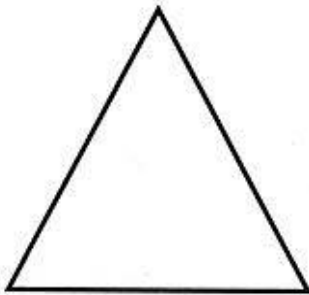


COLOUR THE THINGS YOU WOULD WEAR IN SUMMER SEASON.



























SHAPES AND COLOURS







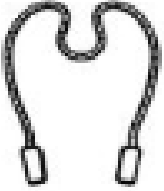







Color the CIRCLES Red, the SQUARES Green and the TRIANGLES Blue












Cut out the objects below and stick them on the correct pattern

Circle the letter that makes the beginning sound for the given picture and colour





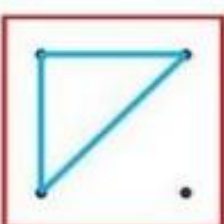





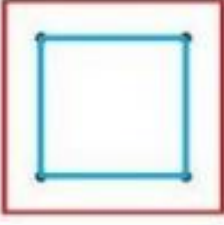

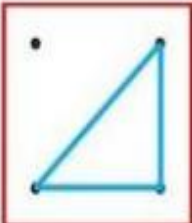

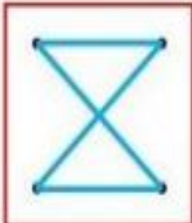

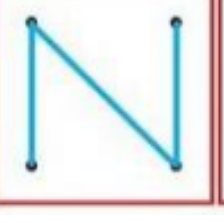

 p q o	 t r s	 j k l
 u s t	 m k j	 q p r
 p s t	 p q b	 t j c
 i a n	 n m l	 c k b

Write the first letter for the given Pictures:-

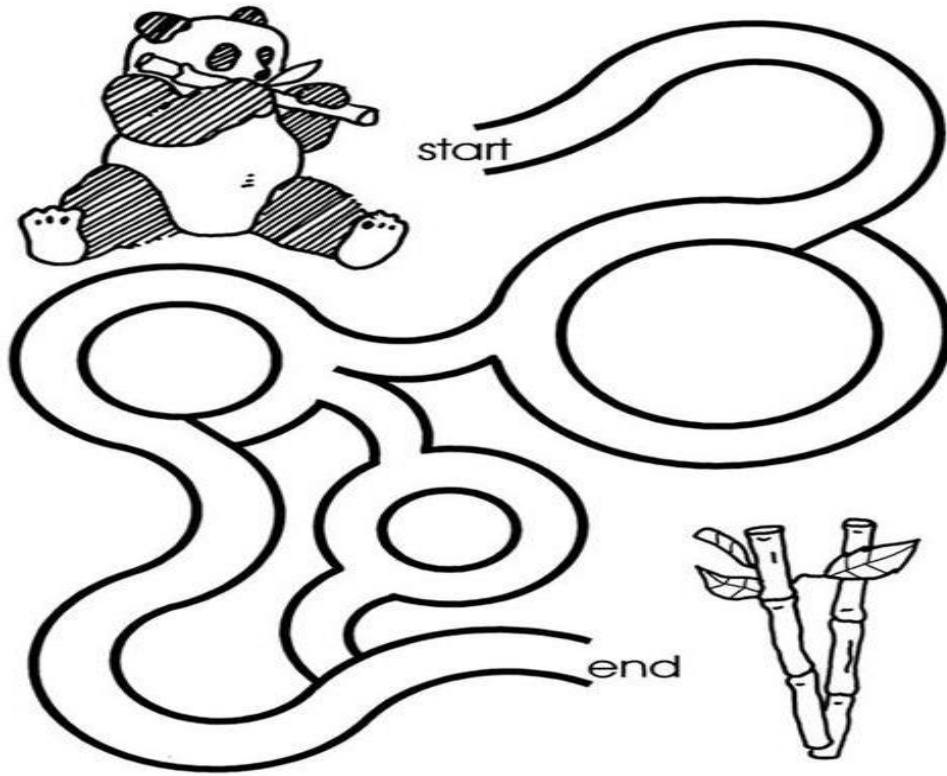
 _____	 _____	 _____
 _____	 _____	 _____
 _____	 _____	 _____

BEFORE	BETWEEN	AFTER
___ 7	2 ___ 4	9 ___
___ 12	6 ___ 8	5 ___
___ 3	7 ___ 9	11 ___
___ 1	10 ___ 12	12 ___
___ 15	12 ___ 14	3 ___
___ 9	15 ___ 17	1 ___


Follow the pattern and join the dots.

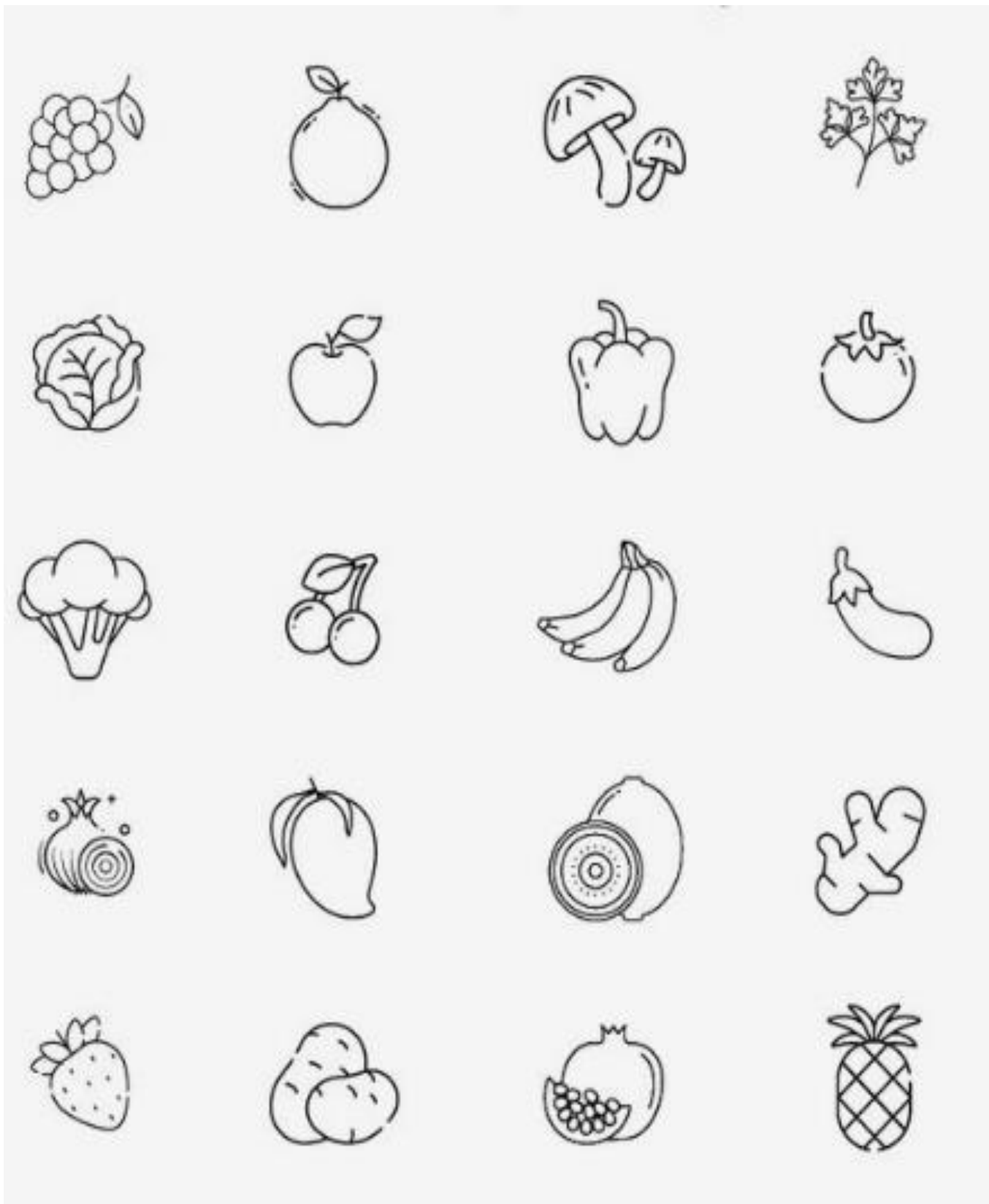
Can you colour the panda's way to the bamboo?












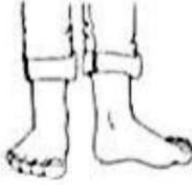


Help the Bee to find the flower



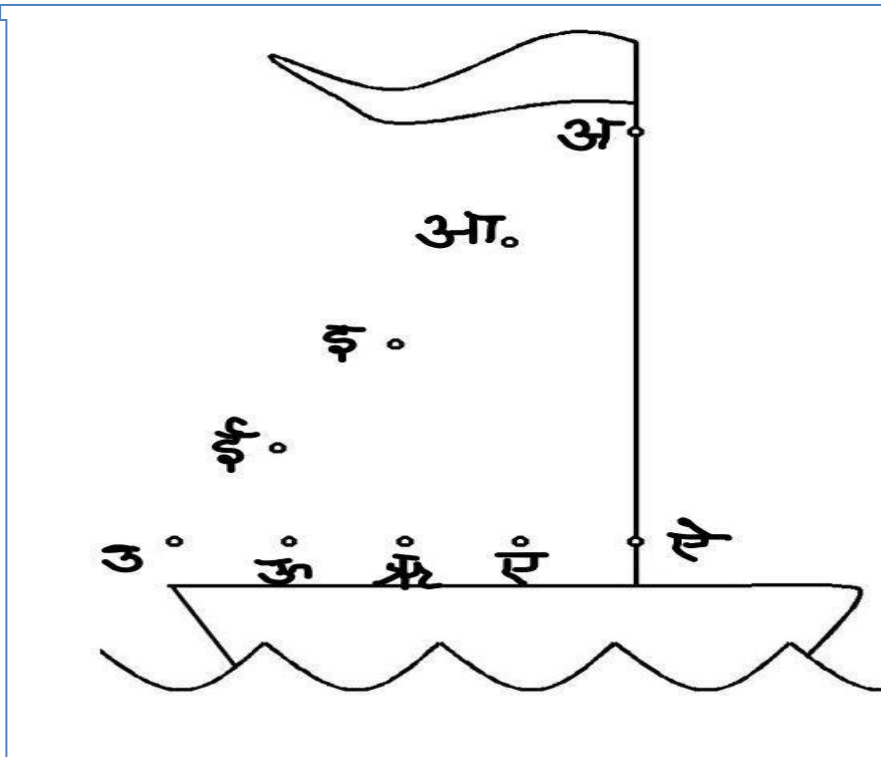
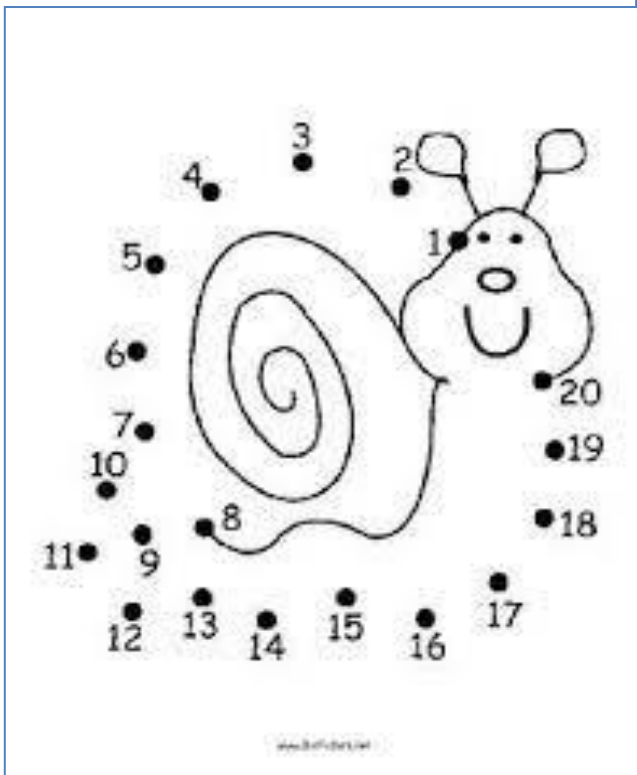
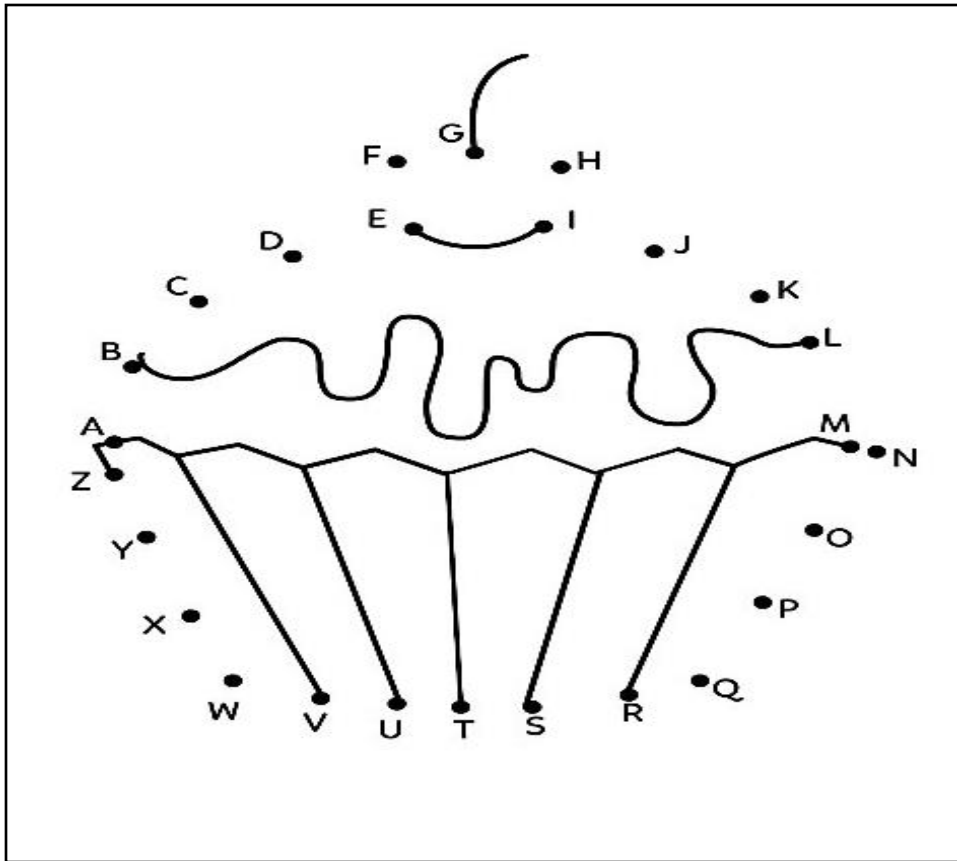
Colour only fruits



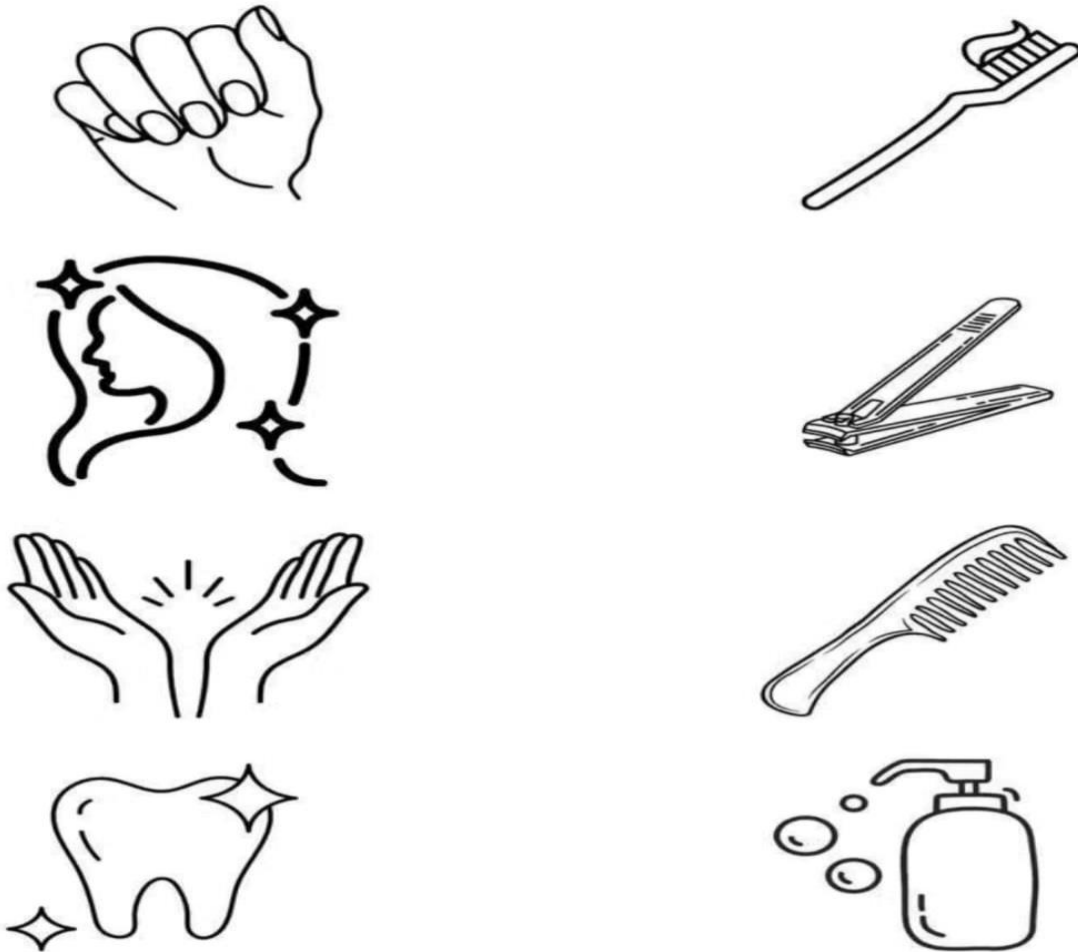
Clothes and Accessories – Match with the right body part.

Join the dots to complete the sequence and colour the picture.




Match and colour the picture



Is it a good habit ? Colour yes or No Block.

	
YES	NO

	
YES	NO


	
YES	NO

	
YES	NO

	
YES	NO

	
YES	NO

Paste Red bindis on the bee hive



Do the finger painting with orange colour to complete the picture

